

ATN

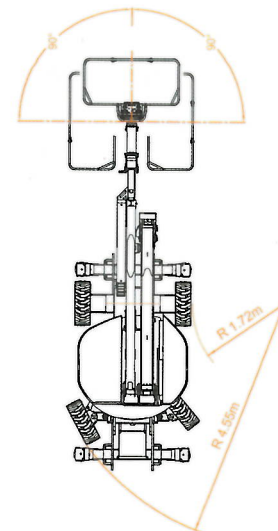
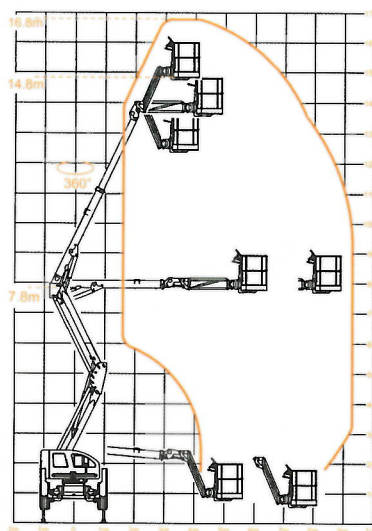
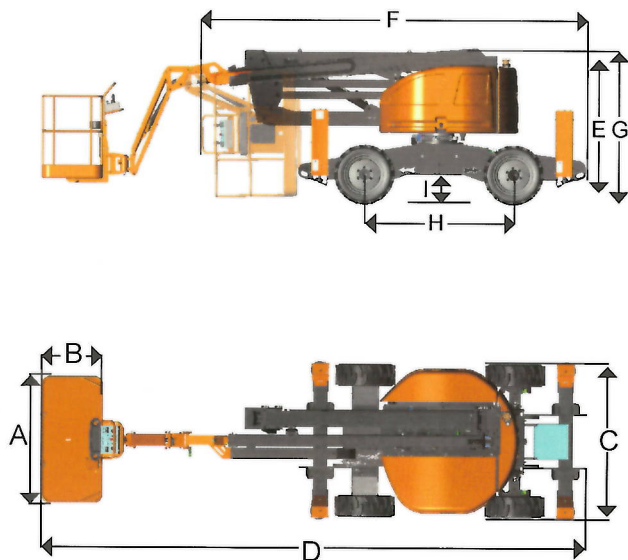
NEW

ZEBRA 16 STAB

Articulating boom lift
All Terrain 4x4 Stabilisers



www.atnplatforms.com



ZEBRA 16 STAB

ADVANTAGES

- Automatic self levelling outriggers
- Excellent motricity
- Speed
- Powerfull engine
- Outstanding horizontal reach
- High ground clearance
- Easy to maintain
- Designed and manufactured for heavy-duty use

STANDARD FEATURES

- 4 wheel drive
- Oscilating axle
- On-board LCD colour diagnostic screen system
- Overload sensor
- Hourmeter

OPTIONS

- 220V AC power to platform
- Air line to platform
- ACS (Anti-Crushing System)
- 2,5 KW generator
- Cold weather start kit
- Flashing light
- Motion alarm
- Motion stop when exceeding allowed tilt > 5°
- Special paint colour(s)



This product complies with European regulations in force(EN 280).
Due to our constant improvement policy,
ATN reserves the right to make any modifications without any prior
notice.



ZI. Guillaume Mon Amy 47400 FAUILLET - FRANCE
Tel. : + 33 (0)553 798 320 - Fax : + 33 (0)553 880 107
e-mail : contact@atnplatforms.com

ZEBRA 16 STAB	
Working height	16.80 m (55 ft. 1.4 in.)
Platform height	14.80 m (48 ft. 6.7 in.)
Horizontal reach	9.30 m (30 ft. 6 in.)
Up and over clearance	7.40 m (23 ft. 7.4 in.)
Lift capacity	230 kg (507 lbs.)
Turntable rotation (not continue)	360°
Platform rotation	2 x 90°
Turntable tailswing	0
Jib rotation	133°
A Platform width	1.80 m (5 ft. 10.8 in.)
B Platform length	0.86 m (2 ft. 9.8 in.)
C Width	2.24 m (7 ft. 4.2 in.)
D Length - stowed	7.70 m (25 ft. 3.1 in.)
E Height - stowed	2.25 m (7 ft. 4.6 in.)
F Length - storage	5.69 m (16 ft. 8.7 in.)
G Height - storage	2.25 m (7 ft. 4.6 in.)
H Wheelbase	2.10 m (6 ft. 10.6 in.)
I Ground clearance centre	0.40 (1 ft. 3.7 in.)
Turning radius - inside	1.72 m (5 ft. 7.7 in.)
Turning radius - outside	4.55 m (14 ft. 1 in.)
Tyres	33x12x20

Drive speed - stowed	6 km/h (3.73 mph)
Drive speed - raised	0.9 km/h (0.56 mph)
Gradeability * - stowed	45%
Maximum tilt value	5°
Weight	8050 Kg (17 747 lbs.)
Max.ground bearing pressure on outriggers	670 Kn/m²

Diesel engine	KUBOTA
Fuel tank capacity	60 L
Hydraulic tank capacity	85 L
Auxiliary power unit	12V DC

* See operator's manual for details regarding slope ratings.

